

Artwork Expression of Interest

About us

Grampians Health Ballarat is the main public referral health service to the Grampians region of Victoria, with a catchment population of over 250,000 people. A teaching, training, and research provider, we deliver care across all health settings, including in-home, community programs, aged care, and all hospital admissions.

At Grampians Health Ballarat we are committed to providing excellence in care for our patients, our staff, and our communities. Our vision is to deliver world-class health care, an engaged workforce, effective leadership, and a strong connection to the community and region. Underlying our service delivery are the organisation's overarching values.

Acknowledgement of Country

Grampians Health acknowledges the Traditional Custodians of the lands on which we operate, the Wadawurrung, Djab wurrung, Wotjobaluk, Jaadwa, Jadawadjali, Wergaia and Jupagulk peoples, and their connections to land, waterways, and community. We pay our respects to their Elders past and present and extend this to all Aboriginal and Torres Strait Islander peoples today.

Grampians Health recognises and values the contributions that Aboriginal and Torres Strait Islander peoples make in our society. Sovereignty has never been ceded. It always was and always will be, Aboriginal land. Grampians Health is committed to providing inclusive services and an inclusive working environment. We believe in equity of healthcare for all.

Vision and strategy

Our vision

The Ballarat Base Hospital was first established in 1855, and since this time has continued to evolve to meet the needs its patients. As the facility continues to change, Grampians Health aim to create a contemporary, modern facility that provides the best possible patient journey for patients and their families. The hospital will be designed with intuitive wayfinding, with everything focused around the needs of the patient. Provision of 'salutogenic' elements will be key features of the Hospital's design in order to provide a supportive and healing environment for those who work in it and receive care in its welcoming spaces. The Hospital will deliver a forward-looking design reflective of Ballarat's unique attributes and one that meets the expectations of the community it serves.

Interior design strategy

Grampians Health have developed an interior design strategy that creates an environment that is welcoming to all our patients and focuses on wellness by connecting patients to flora and fauna, integrating artwork, as well as using organic shapes and natural elements where possible.

The strategy draws on local influences, incorporating animals and places that are significant to the Wadawurrung, whilst also drawing from a colour palette which is inspired from the surrounding environment such as the blues of Lake Wendouree or the green tones of Creswick Forest.

Table 1: Design themes for the ground floor of the Hospital

Element	Ground floor
Local animal (hero)	Yabby (mayayn)
Supporting animals	Eel (buniya) and fresh water mussels (wirrapiyn)
Habitat	Underwater
Area of importance	Yarrowee River
Flora	Blackwood (Acacia Melanoxylon)

Relevant components of the interior design strategy, inclusive of wayfinding elements, have been included in **Briefing Package** that accompanies this Expression of Interest (EOI).

Project scope

Emergency Ambulatory Care (EAC)

Grampians Health’s new EAC unit aims to alleviate pressures within the Emergency Department and reduce wait times. The new large fit-for-purpose space will help to improve patient flow through streamlined processes and allow staff to provide the best care when it is needed most. It has been designed to help reduce wait times in the Emergency Department and improve patient satisfaction.

The unit comprises a spacious 10-bed unit, one treatment room, one consult room, a well-equipped medication room, a dedicated staff station, two patient ensuites, modern offices and staff amenities to ensure a seamless and comfortable environment for both patients and staff.

Integration of artwork into the EAC

A selection of artwork is intended be implemented across the Ballarat Base Hospital, with the artists and briefings carefully chosen to support the vision and interior design strategy as described earlier. This EOI has been produced for the first tranche of artwork selections which is predominantly focused on the EAC within the Hospital, and incorporates the following:

Table 2: Description of each artwork package for the EAC

Package	Artwork
Art Briefing Package 1	Environmental Photography
Art Briefing Package 2	First Nations Artwork
Art Briefing Package 3	Graphic Pattern

The EAC is used by people of all ages, cultures, and abilities. All artworks should support diversity and inclusivity. They should be accessible and appealing to a wide audience and consider people with limited vision and dementia. For example, the artists should carefully consider contrast to maximise readability for vision impaired people and those with dementia.

Further information on each art briefing package is included in Table 3.

First Nations artwork

Two First Nations artwork opportunities have been developed to place First Nations artwork in centre stage and share their invaluable connection to the land and waterways with all staff, patients and visitors who use the EAC. These opportunities include Art Briefing Packages 2 and 3.

Art Briefing Packages 2 and 3 aim to provide a more welcoming and peaceful atmosphere for First Nations people, target the promotion of an inclusive environment, improve the overall experience of First Nations users, and advance the access of the First Nations community to healthcare.

Artwork briefs

Table 3: Summary brief for each artwork package

Art Package	Description
Art Briefing Package 1 – Environmental Photography	<p>Grampians Health is seeking the skills of a suitably experienced artist to capture and provide photography which focuses on the animal, habitat, area of importance and flora as identified in Table 1.</p> <p>The photographs should aim to create an atmosphere which is positive and uplifting to all staff, patients, and visitors to the EAC.</p> <p><i>Note: Others will adjust the files provided by the artist in order to create stylised graphics which will then be manufactured and installed on the walls located within the EAC.</i></p>
Art Briefing Package 2 – First Nations Artwork	<p>Grampians Health is seeking the skills of a suitably experienced First Nations artist to provide artwork which focuses on the animal, habitat, area of importance and flora as identified in Table 1.</p> <p>The artwork should illustrate and communicate the Wadawurrung Dreamtime story of the yabby. The artist can also incorporate the eel (buniya) and fresh water mussels (wirrapiyn) into the artwork, with these animals acting as a supporting element to the yabby.</p> <p>Through illustrative artwork depicting Dreamtime stories, the artwork in the EAC aims to educate people about areas of significance to the Wadawurrung and foster respect, understanding, and appreciation for the culture and traditions of the Wadawurrung. It also presents an opportunity to recognise the importance of diversity and inclusivity.</p> <p>The design themes and the concept of the Dreamtime stories have been developed in consultation with the Wadawurrung Traditional Owners Aboriginal Corporation (“WTOAC”) and the Grampians Health Aboriginal Hospital Liaison Office.</p> <p>Information about Wadawurrung Dreamtime stories could be found at Wadawurrung Stories & Totems - Deadly Story.</p> <p><i>Note: Others will adjust the files provided by the artist in order to manufacture and install the artwork on the walls in the EAC and Aboriginal Health Liaison Office (AHLO) area.</i></p>
Art Briefing Package 3 – Graphic Pattern	<p>Grampians Health is seeking the skills of a suitably experienced First Nations artist to provide artwork which incorporates a pattern that supports diversity and inclusion for all staff, patients and visitors.</p> <p>The artwork is intended to make everyone feel welcome and respected no matter of their age, culture, gender, sexual orientation, or ability. The</p>

Art Package	Description
	<p>artwork should be inspired by First Nation culture and incorporate element of “Victorian traditional design” (the use of dots and geometric line/free flowing curving lines).</p> <p><i>Note: Others will adjust the files provided by the artist in order to manufacture and install the artwork on the glazed elements located within the EAC.</i></p>

Who can apply

Art Briefing Package 1 - Environmental Photography

- All artists that live, work or study on Wadawurrung Country.

Art Briefing Package 2 - First Nations Artwork

- First Nations artists that live, work or study on Wadawurrung Country.
- This EOI is open to First Nations creatives and the people of the Kulin Nation.
 - Must be Aboriginal and/or Torres Strait Islander descent.
 - Must identify as an Aboriginal and/or Torres Strait Islander person.
 - Must be accepted as an Aboriginal and/or Torres Strait Islander person by the community in which they live or formerly lived. In line with this definition established by the Australian Council for the Arts, we request applicants to identify and confirm as Aboriginal and/or Torres Strait Islander.

Art Briefing Package 3 – Graphic Pattern

- First Nations artists that live, work or study on Wadawurrung Country.
- This EOI is open to First Nations creatives and the people of the Kulin Nation.
 - Must be Aboriginal and/or Torres Strait Islander descent.
 - Must identify as an Aboriginal and/or Torres Strait Islander person.
 - Must be accepted as an Aboriginal and/or Torres Strait Islander person by the community in which they live or formerly lived. In line with this definition established by the Australian Council for the Arts, we request applicants to identify and confirm as Aboriginal and/or Torres Strait Islander.

Special measures

Restricting eligibility is allowed for as a special measure under Section 12 of the Equal Opportunity Act 2010 (Vic) and is undertaken in good faith to promote substantive equality for First Nations people and enhance exposure of First Nations artists who are otherwise underrepresented.

Other requirements

All applicants must have current police check and working with children check.

Licensing

The successful artist will be required to license the use of their artwork to Grampians Health. While you will not relinquish your copyright, it is understood that the artwork(s) will be licensed in its final

form to Grampians Health for modification and installation in the EAC unit and AHLO office. Any further rights or use of the artwork will be subsequently negotiated with the successful artist.

An Artwork and Commission License Agreement will be provided by Grampians Health. A comprehensive artist agreement will be drafted and signed between both parties.

Responsibilities

Artist's responsibilities

The successful artist will provide:

- Developed concepts for discussion with Grampians Health
- Supply of files as outlined in the attached briefing package
- Description of the concept of the artwork(s) to be put next to the installation
- Adjust artwork during the production stage (if necessary)
- Participate in media opportunities where reasonable.

Grampians Health's responsibilities

Grampians Health has the following responsibilities:

- Briefing and guidance on the requirements
- Modification and installation of artwork
- Crediting the artist with signage accompanying the installation
- Providing a copyright agreement for the display of works
- Providing a copyright agreement for the use of images taken of the works
- Organise and deliver all media, communications, and photography opportunities.

Site photographs





Payment

Art Briefing Package 1 - Environmental Photography

The successful artist will be paid \$7,000 ex GST for this artwork package for the licencing the use of the artwork.

Upon contract signing	\$3,500.00
Upon completion of work	\$3,500.00

Art Briefing Package 2 - First Nations Artwork

The successful artist will be paid \$10,000 ex GST for this artwork package for the licencing the use of the artwork.

Upon contract signing	\$5,000.00
Upon completion of work	\$5,000.00

Art Briefing Package 3 – Graphic Pattern

The successful artist will be paid \$7,000 ex GST for this artwork package for the licencing the use of the artwork.

Upon contract signing	\$3,500.00
Upon completion of work	\$3,500.00

Program

The artwork packages will conform with the following program:

Milestone	Date
Submission deadline	Friday 3 May 2024 at 5:00pm
EOI evaluated and artist selected	By 10 May 2024
Artist brief (post award)	By 17 May 2024
Supply of artwork(s)	7 June 2024
Production of graphic installation	June 2024 (TBC)
Artwork adjustment (if required)	Mid-June 2024 (TBC)
Install date	July 2024 (TBC)

Evaluation

Evaluation criteria

All artists will be evaluated using the following criteria:

	Criteria	Applies to	Score
A	Confirmation that you live, work or study on Wadawurrung Country	All packages	Pass / fail
B	Confirmation that you are a First Nations creative, or artist of the Kulin Nation	Only art briefing packages 2 and 3	Pass / fail
C	Proof of a current police check and working with children check	All packages	Pass / fail
D	Your creative practice and your stylistic approach	All packages	25%
E	Your capability to meet the brief and the timeline	All packages	25%
F	Your experience delivering projects as an artist, including working for Grampians Health or delivering artwork on similar projects	All packages	25%
G	Your connection to Wadawurrung Country	All packages	25%

Please note that artists are **not** expected to supply concept artwork / creative concepts as part of this EOI process. Do not provide concept artwork as part of this EOI.

Evaluation panel

Grampians Health will form an evaluation panel which includes a diverse group of staff and consultants including a First Nation staff member. The Wadawurrung Traditional Owners Aboriginal Corporation will also sit on the selection panel for Art Briefing Package 2 and 3.

Application details

How to apply

Artists are invited to respond to the selection criteria.

Submission details

All submissions to this EOI are to be sent to reddevelopment@gh.org.au no later than 5:00pm on Friday the 3rd of May 2024.

The content of all submissions will remain confidential for use only by the evaluation panel.

Selected applicants will be notified of the outcome by Friday the 10th of May 2024.

Grampians Health aims to provide an equitable submissions process. If you have specific requirements or need assistance with your application, please contact reddevelopment@gh.org.au

Submission

Please complete the following schedule and attach all items requested (in a single PDF file).

Which package(s) are you applying for? (tick the box)			
Art Briefing Package 1 – Environmental Photography		<input type="checkbox"/>	
Art Briefing Package 2 – First Nations Artwork		<input type="checkbox"/>	
Art Briefing Package 3 – Graphic Pattern		<input type="checkbox"/>	
Contact information			
Name			
Address			
Email			
Mobile			
Evaluation criteria			
A	Do you live, work or study on Wadawurrung Country? <i>The boundaries of Wadawurrung Country can be found on https://content.vic.gov.au/sites/default/files/2020-08/Wadawurrung-wv-18AUG2020.pdf</i>	<input type="checkbox"/> Yes	<input type="checkbox"/> No
B	Are you a First Nations creative or artist of the Kulin Nation? <i>Note: This item is only applicable to artwork packages 2 and 3.</i>	<input type="checkbox"/> Yes	<input type="checkbox"/> No
C.1	Do you have a current police check? If so, please attach.	<input type="checkbox"/> Yes	<input type="checkbox"/> No
C.2	Do you have a current working with children check? Please attach.	<input type="checkbox"/> Yes	<input type="checkbox"/> No
D	Describe your creative practice and your stylistic approach (in 100 words or less). Please attach examples of your work to support this.		

Evaluation criteria (continued)		
E	Describe your capability to meet the brief, and the timeline (in 100 words or less).	
F	Describe your experience delivering projects as an artist. Have you worked for Grampians Health or delivered artwork on similar projects (in 100 words or less)? Include a curriculum vitae which supports your response.	
G	Describe your connection to Wadawurrung Country (in 100 words or less).	
Supporting documents (check that you have included the following)		
Current curriculum vitae (maximum of three A4 pages).		<input type="checkbox"/>
Examples of your work (maximum 6 artworks).		<input type="checkbox"/>
Payment and program		
1.	Confirm that you understand and accept the payment details?	<input type="checkbox"/> Yes <input type="checkbox"/> No
2.	Confirm that you understand and accept the program?	<input type="checkbox"/> Yes <input type="checkbox"/> No

ENVIRONMENTAL AND INDIGENOUS ARTWORKS FOR WAYFINDING IN EMERGENCY AMBULATORY CARE UNIT OF BALLARAT BASE HOSPITAL

A new wayfinding approach will be implemented for the EAC through the utilization of visual elements, including patterns, photographs, illustrations, or other graphic works that are unique to the area. Environmental and indigenous artworks will be incorporated in the EAC to support intuitive wayfinding and enhance the overall user experience. This initiative will also provide opportunities to promote inclusiveness and insight into Aboriginal culture in Ballarat for the public. Additionally, this will serve as a pilot program for the broader wayfinding strategy of the Ballarat Base Hospital Redevelopment Project.

Lyons on behalf of Grampians Health has assembled briefing information for an Expressions of Interest (EOI) from First Nations artists to provide environmental and indigenous artwork(s) in the EAC for the following package(s):

1. Art Briefing Package 1 – Environmental Photography:

A minimum of five high resolution photographs of the selected themes for the EAC are required as a background to develop intuitive wayfinding graphics. A balance between portrait and landscape format images is desired. These images will be supplied to a graphic designer appointed by Lyons who will adapt them into five intuitive wayfinding graphics for use in the unit.

Artists are not required to install their work into the EAC, this will be done by a contractor. Photographs will be aesthetically treated and made to fit for installation by our consultants.

2. Art Briefing Package 2 – First Nations Artwork (Dreamtime)

A large artwork that relates to the selected themes for the EAC is proposed to be located at the unit entry and around the staff base as well as entry of the AHLO office. Because the artwork is intended to be placed in multiple locations; over doorways, joinery and medical equipment, it is important that the artwork is composed in such a way that allows it to be cropped or cut into where necessary by the installer.

Artists are not required to install their work; this will be done by a contractor. Artwork will be aesthetically treated and made to fit for installation by our consultants.

3. Art Briefing Package 3 – Graphic Pattern

A repeatable graphic pattern that relates to the selected themes for the EAC is required for the entry doors to the unit and around the staff base reception area. Because the decal will be printed on an adhesive vinyl roll in white only contrast and definition of the graphic needs to be achieved using empty space and the pattern be repeatable across its length. This empty space in the supplied graphic will be printed as transparent on the decal roll (to a maximum of around 25%).

Artists are not required to install their work into the EAC, this will be done by a contractor. Artwork will be aesthetically treated and made to fit for installation by our consultants.

Briefing Information:

The following briefing information has been supplied and should be read in the following order:

1. Briefing presentation
2. Artwork scope location plans
3. Annotated views of the EAC
4. Artwork scope schedule



Ballarat Base Hospital Redevelopment

Briefing Presentation for Art Opportunities in the Emergency Ambulatory Care (EAC) Department
January 2024

Acknowledgement of Country

We would like to acknowledge the Traditional Custodians of the lands on which we design and build, the Wurundjeri where the Lyons office is located and the Wadawurrung where our project site is located. Both peoples of the Kulin Nation.

We pay our respects to their Elders past and present and extend this to all Aboriginal and Torres Straight Islander peoples here today.

*View from Mt Buninyong
Credit: City of Ballarat*

AGENDA

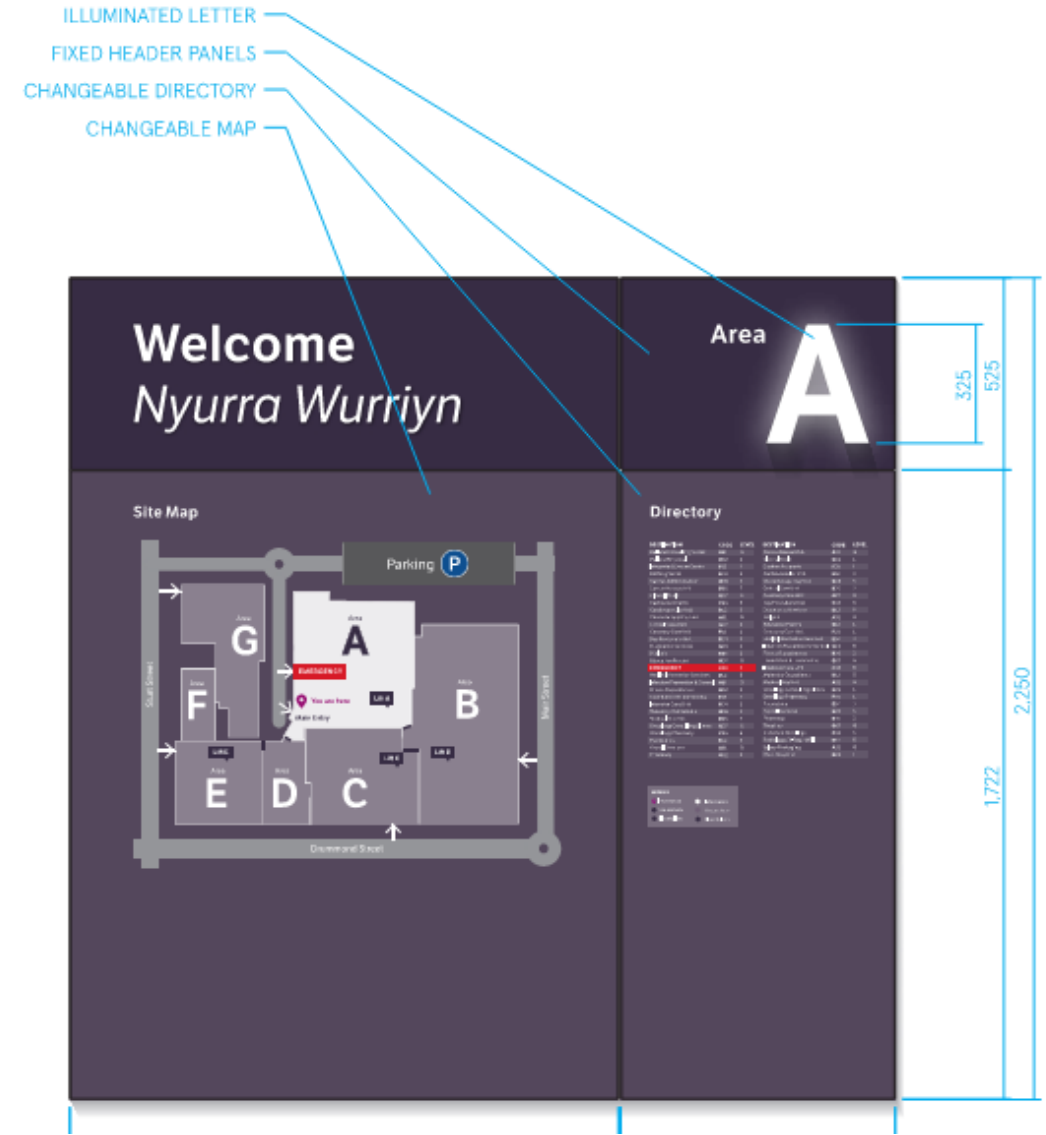
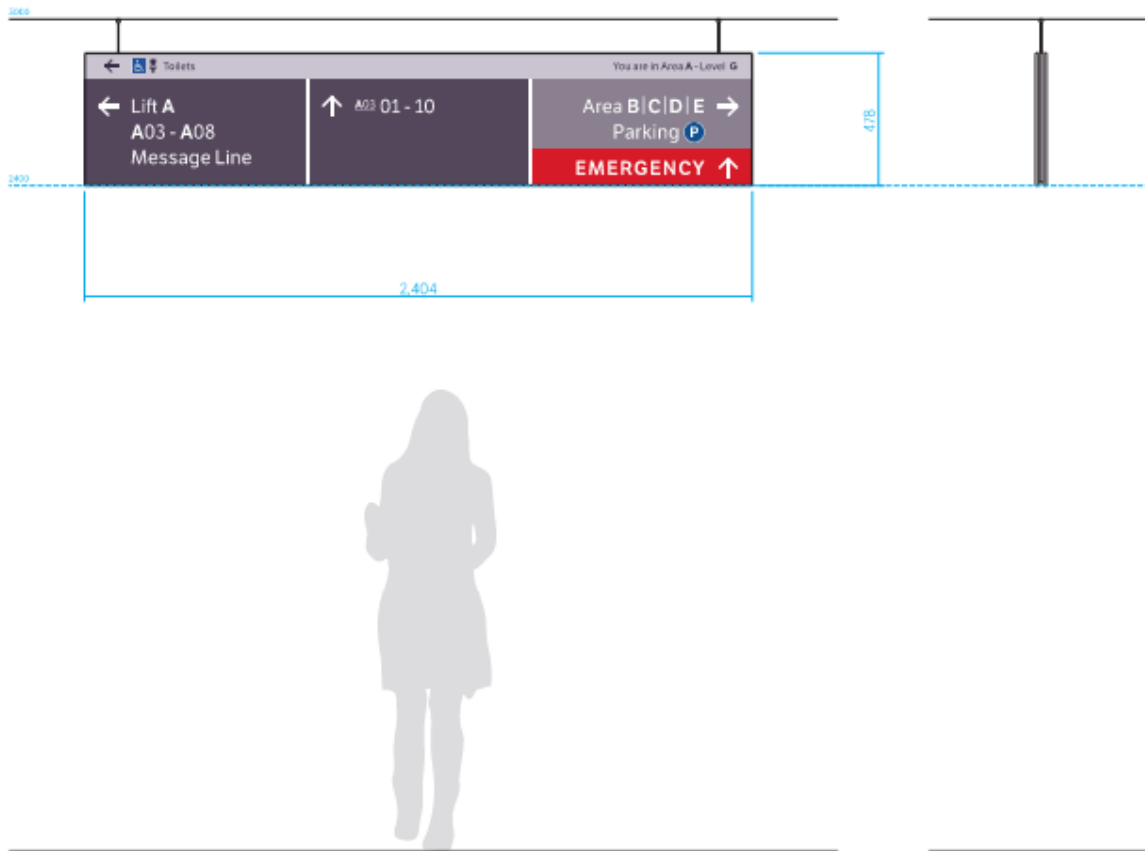
1. Background Brief – wayfinding and artwork in BBHR and EAC project
2. Themes for the artwork
3. Scope of the three art opportunities
4. Renders of the artwork in EAC


AGENDA

1. Background Brief – wayfinding and artwork in BBHR and EAC project
2. Themes for the artwork
3. Scope of the three art opportunities
4. Renders of the artwork in EAC

Background Brief – Wayfinding Signage

Examples of wayfinding signage developed for the Main Works Project by ID-Lab





ENVIRONMENTAL GRAPHICS

Environmental graphics are visual elements applied to the space that can be composed by patterns, photographs, illustrations or other graphic techniques. They are an effective tool to support intuitive wayfinding, enhancing the user experience.



The first step was to establish considerations for the environmental graphics:

- **Be integrated with the architecture and interior design**

The environmental graphics need to enhance the space and integrate with it. To achieve this, the graphics' colour palette is coordinated with the interior design, inspired by Ballarat's surrounding regions.

- **Be calming and soothing**

The environmental graphics will be applied in public and staff spaces throughout the facility, most of which are clinical areas. The graphics need to contribute to bringing positive feelings to users, calming and supporting them in their journey, and aiming to lower the high stress levels that can be experienced in these spaces. For this reason, animals were selected as a culturally safe way of creating floor and department identification throughout the facility (Refer to page 7).

- **Consider all users**

The environmental graphics need to work together with the wayfinding strategy. Visual information needs to be kept to a minimum, so it doesn't overwhelm or distract the user's attention. The design must also consider a wide range of users with different needs and abilities.

ID-LAB developed multiple graphic tests to define which visual treatment provides the most suitable outcome for all users. Complex patterns were ruled out to avoid strobing or overwhelming images.

Key Considerations:

- *Integration with Architecture*
- *Calming effect*
- *Consider users*



STYLE

The first challenge was to select a graphic style. There are endless visual options: abstract, illustrative, photographic, etc.

Considering one of the environmental graphic's goals is to communicate the cultural narrative across the building, a photographic style was selected. With this technique, the abstraction of the image reduced, and all users can easily understand the theming.

Striking the right visual balance

Recognisability

We need to be able to tell a story



Balance

We want the images to be calming, therefore they need to be balanced



Hierarchies

Highlight main elements that reinforce telling a story



Style

Photography vs illustration style



Background Brief - Style



Artistic
Style



Illustrative
Style



Photographic
Style
(Chosen option)



Background Brief - Theming

PUBLIC SPACES
Lift Lobbies
Corridors
Receptions
Waiting rooms

Selected options

Selected options



Selected option

CLINICAL AREAS
Rooms

Background Brief – Image Processing



Selected option for main image



Selected option for background



Assembling the layers



Background layer
In secondary level colour




Main element
In primary level colour



Colour gradient
In highlight colour

Background Brief – Set of Images

Example set of concept images developed for the Main Works Project



Landscape primary

Lift lobbies, corridors, receptions and waiting rooms



Animal primary

Lift lobbies, corridors, receptions and waiting rooms



Flora primary

Rooms and waiting rooms

Wayfinding and Environmental Graphics in the Main Works Project



Example of a First Nations Art Opportunity



AGENDA

1. Background Brief – wayfinding and artwork in BBHR and EAC project
2. Themes for the artwork
3. Scope of the three art opportunities
4. Renders of the artwork in EAC
5. Programme and timeline

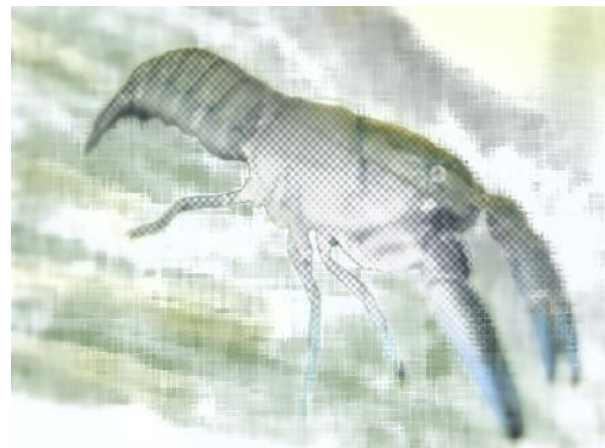
Themes for the EAC

Level	Animal	Habitat	Local Features
EAC	<ul style="list-style-type: none">• Hero Animal: Yabbies (MAYAYN)• Supporting Animal: Eel (BUNIYA) or Fresh Water Mussels (WIRRAPIYN)	<ul style="list-style-type: none">• Underwater	<ul style="list-style-type: none">• Yarrowee River

Environmental Theme: Yarrowee River



Fauna Theme: Yabbies/Mayayn



Flora Theme: Acacia melanoxylon (Blackwood)



AGENDA

1. Background Brief – wayfinding and artwork in BBHR and EAC project
2. Themes for the artwork
3. Scope of the three art opportunities
4. Renders of the artwork in EAC

Environmental Photography

- Minimum of x5 high resolution images of scenes depicting themes selected for the EAC
-

- Example:



First Nation Artwork

- A large, adaptable artwork suitable for use around the EAC entry, staff base and AHLO office.
-

- Example:



Graphic Pattern

- A repeatable graphic pattern suitable for use as a glazing decal.
-

- Example:



AGENDA

1. Background Brief – wayfinding and artwork in BBHR and EAC project
2. Themes for the artwork
3. Scope of the three art opportunities
4. Renders of the artwork in EAC

Please note:

*Graphics in the following views are placeholder representations.

First Nation Artwork



B 12



Emergency Ambulatory Care >

Graphic Pattern

B 12

Emergency
Ambulatory
Care



Emergency Ambulatory Care >

First Nation Artwork

First Nation Artwork

B 12

Emergency
Ambulatory
Care





Environmental Photography




Proposed Location of
Environmental Photography

First Nation Artwork

First Nation Artwork

Graphic Pattern





Proposed Location of the Graphic Pattern


Proposed Location of the First Nation Artwork



Emergency
Ambulatory
Care >

Environmental Photography






Proposed Location of
Environmental Photography

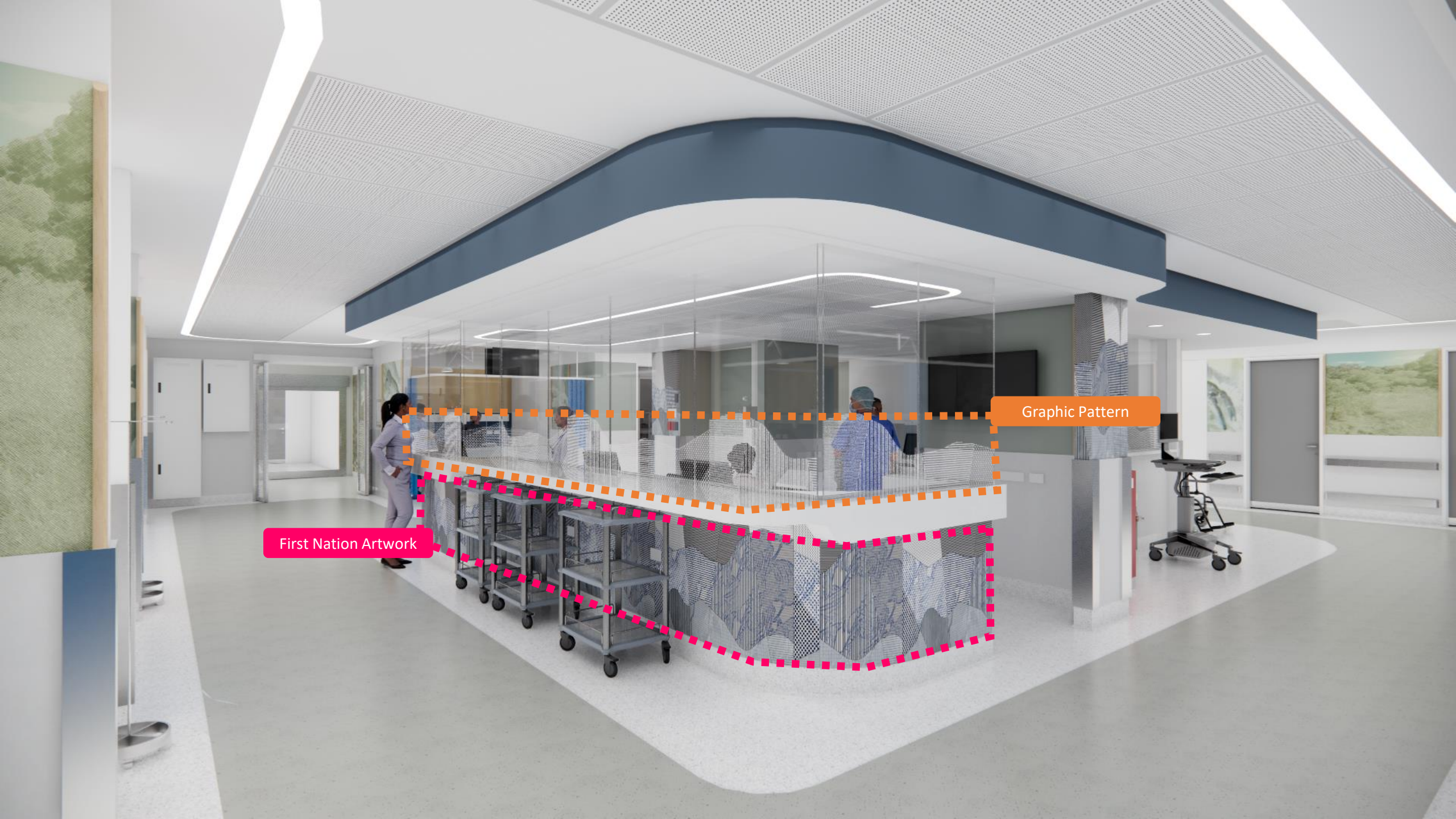


Environmental Photography





Proposed Location of
Environmental Photography



First Nation Artwork

Graphic Pattern

Environmental Photography



Environmental Photography



Environmental Photography



BBH EAC - Artwork Scope Document B - Location Plans

DATE	ISSUE	REVISION
12/01/25	FOR INFORMATION	REV [T1]



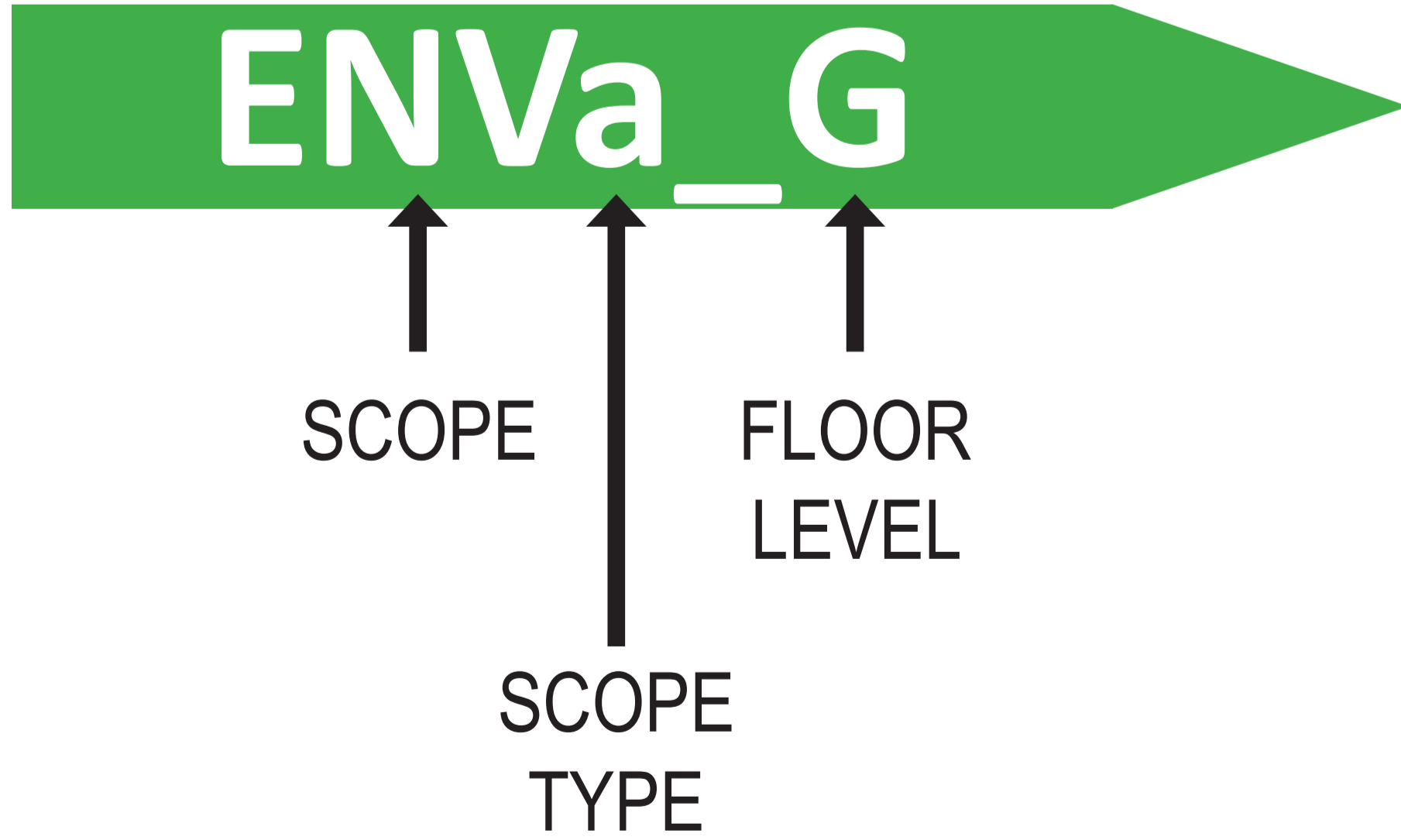
HOW TO READ DOCUMENT TAGS:

IN GREEN: ENVIRONMENTAL PHOTOGRAPHY SCOPE

IN PINK: FIRST NATION ARTWORK SCOPE

IN ORANGE: GRAPHIC PATTERN SCOPE

EXAMPLE TAG:



*ALL TAGS AND SCOPE TYPES DESCRIBED IN FURTHER DETAIL ON DRAWING 04, BBH EAC ARTWORK SCHEDULE

BBH EAC - Artwork Scope Document C - Annotated Views

DATE	ISSUE	REVISION
12/01/25	FOR INFORMATION	REV [T1]



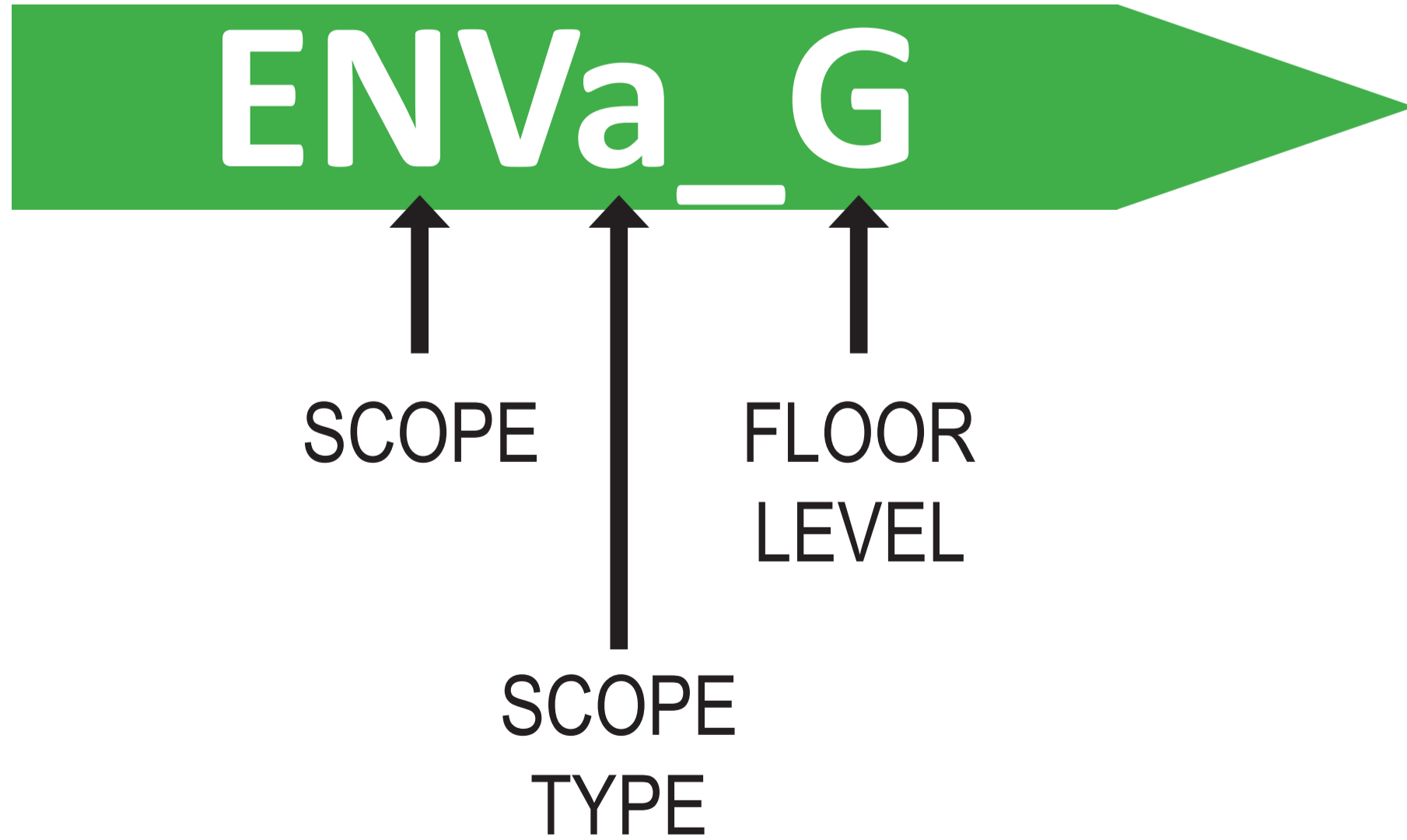
HOW TO READ DOCUMENT TAGS:

IN GREEN: ENVIRONMENTAL PHOTOGRAPHY SCOPE

IN PINK: FIRST NATION ARTWORK SCOPE

IN ORANGE: GRAPHIC PATTERN SCOPE

EXAMPLE TAG:



*ALL TAGS AND SCOPE TYPES DESCRIBED IN FURTHER DETAIL ON DRAWING 04, BBH EAC ARTWORK SCHEDULE

ENV: Wide Corridor Landscape Scene



*Graphics in image are placeholder representations

ENVa_G
2000mm wide self adhesive vinyl with Yarrowee Landscape scene in corridors in 'Narrative Ribbon' from +1150 to +2300. Timber-look aluminum dowels to both sides of artwork.

ENV: Narrow Patient Bed Flora Scene



*Graphics in image are placeholder representations

ENVb_G
726mm wide self adhesive vinyl with Acacia melanoxylon (Blackwood) scene next to patient beds in 'Narrative Ribbon' from +1150 to +2300. Timber-look aluminum dowels to both sides of artwork.

ENV: Wide Corridor Flora Scene



*Graphics in image are placeholder representations

ENVc_G
1300mm wide self adhesive vinyl with Acacia melanoxylon (Blackwood) scene in corridors in 'Narrative Ribbon' from +1150 to +2300. Timber-look aluminum dowels to both sides of artwork.

ENV: Narrow Corridor Fauna Scene



*Graphics in image are placeholder representations

ENVd_G
726mm wide self adhesive vinyl with Yabby/Mayayn scene in corridors in 'Narrative Ribbon' from +1150 to +2300. Timber-look aluminum dowels to both sides of artwork.

ENV: Wide Corridor Fauna Scene



*Graphics in image are placeholder representations

ENVe_G
1300mm wide self adhesive vinyl with Yabby/Mayayn scene in corridors in 'Narrative Ribbon' from +1150 to +2300. Timber-look aluminum dowels to both sides of artwork.

CODE	TYPE	COLOUR
ENV(a-z)	ENVIRONMENTAL PHOTOGRAPHY SCOPE	Green
FNA(a-z)	FIRST NATION ARTWORK SCOPE	Pink
DCL(a-z)	GRAPHIC PATTERN SCOPE	Orange
NOTES:		

FNA: Staff Station Art Opportunity



*Graphics in image are placeholder representations

FNAa_G
Acrovyn with custom artwork around base of staff station counter from cove to underside of countertop. Set-out dimensions around joinery TBC.

FNA: Staff Station Walls Art Opportunity



*Graphics in image are placeholder representations

FNAc_G
Self adhesive vinyl with custom artwork from +1150 to +2300 around select staff station walls.

FNA: Department Entry Art Opportunity



*Graphics in image are placeholder representations

FNAd_G
Scope of art opportunity includes department entry signage. This can be undertaken by the artist or be a point of collaboration with the wayfinding consultant.

FNAe_G
Acrovyn with custom artwork in department entry from +150 to +2300. This artwork will be used in the AHLO office entry.

CODE	TYPE	COLOUR
ENV(a-z)	ENVIRONMENTAL PHOTOGRAPHY SCOPE	Green
FNA(a-z)	FIRST NATION ARTWORK SCOPE	Pink
DCL(a-z)	GRAPHIC PATTERN SCOPE	Orange
NOTES:		

DCL: Staff Station Decal Art Opportunity



*Graphics in image are placeholder representations

DCLa_G
Adhesive glazing film with custom decal. +400mm from bottom of glazing.

DCL: EAC Entry Doors Decal Art Opportunity



*Graphics in image are placeholder representations

DCLb_G
Adhesive glazing film with custom decal to full height of EAC entry doors. 1700x2300mm (wxh).

CODE	TYPE	COLOUR
ENV(a-z)	ENVIRONMENTAL PHOTOGRAPHY SCOPE	Green
FNA(a-z)	FIRST NATION ARTWORK SCOPE	Pink
DCL(a-z)	GRAPHIC PATTERN SCOPE	Orange
NOTES:		

BBH EAC - Artwork Scope

Document D - Artwork Schedule

DATE	ISSUE	REVISION
12/01/25	FOR INFORMATION	REV [T1]



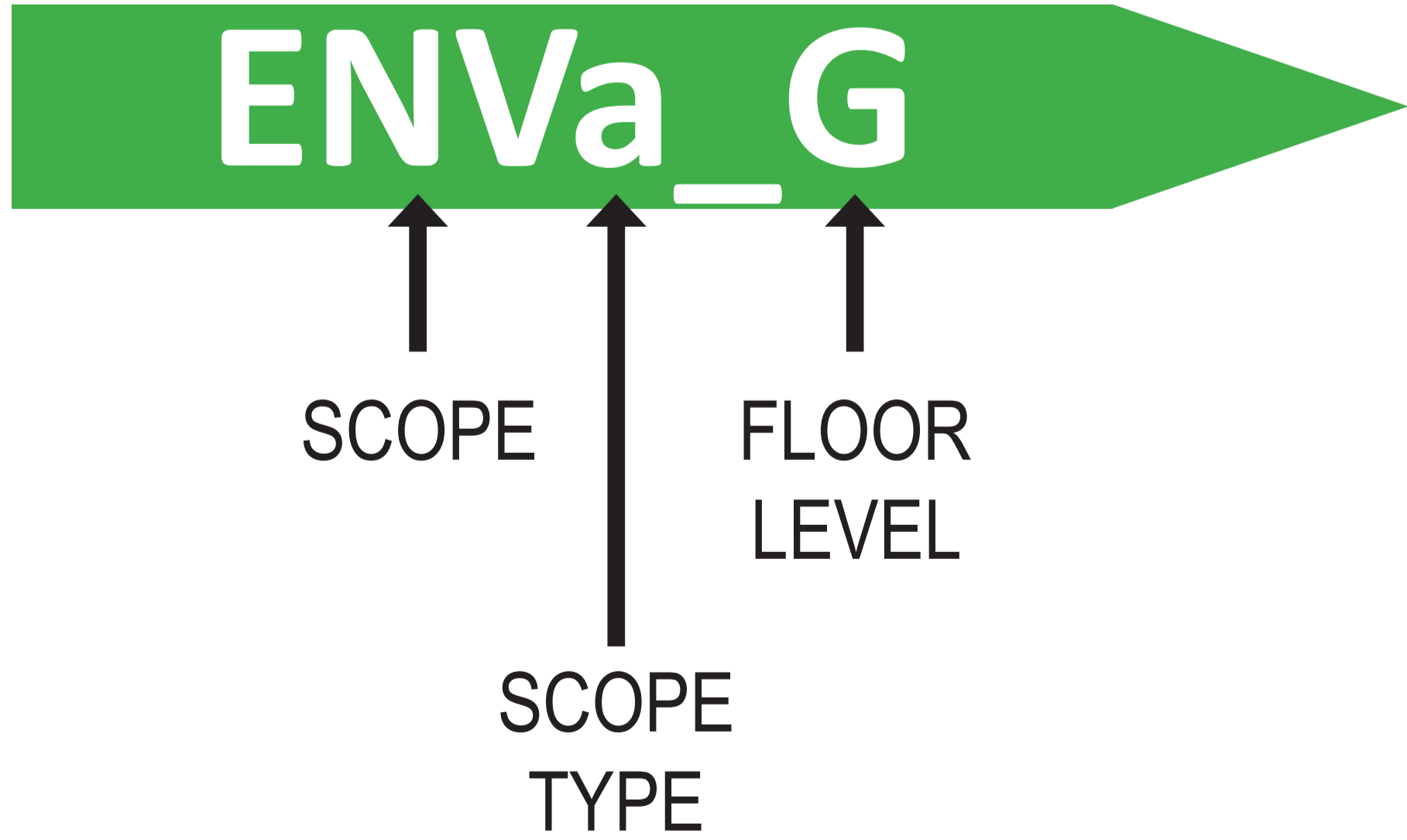
HOW TO READ DOCUMENT TAGS:

IN GREEN: ENVIRONMENTAL PHOTOGRAPHY SCOPE

IN PINK: FIRST NATION ARTWORK SCOPE

IN ORANGE: GRAPHIC PATTERN SCOPE




EXAMPLE TAG:



*ALL TAGS AND SCOPE TYPES DESCRIBED IN FURTHER DETAIL ON DRAWING 04, BBH EAC ARTWORK SCHEDULE

BBH EAC ARTWORK SCHEDULE

CODE	NO.	SCOPE	DESCRIPTION	ENVIRONMENT DIMENSIONS
GROUND				
ENVa_G	02	ENVIRONMENTAL PHOTOGRAPHY SCOPE	Self adhesive vinyl with Yarrowee Landscape scene in corridors in 'Narrative Ribbon' from +1150 to +2300. Timber-look aluminum dowels to both sides of artwork.	Environment dimensions (WxH): 2000mm x 1182mm
ENVb_G	08	ENVIRONMENTAL PHOTOGRAPHY SCOPE	Self adhesive vinyl with Acacia melanoxylon (Blackwood) scene next to patient beds in 'Narrative Ribbon' from +1150 to +2300. Timber-look aluminum dowels to both sides of artwork.	Environment dimensions (WxH): 726mm x 1182mm
ENVc_G	02	ENVIRONMENTAL PHOTOGRAPHY SCOPE	Self adhesive vinyl with Acacia melanoxylon (Blackwood) scene in corridors in 'Narrative Ribbon' from +1150 to +2300. Timber-look aluminum dowels to both sides of artwork.	Environment dimensions (WxH): 1300mm x 1182mm
ENVd_G	02	ENVIRONMENTAL PHOTOGRAPHY SCOPE	Self adhesive vinyl with Yabby/Mayayn scene in corridors in 'Narrative Ribbon' from +1150 to +2300. Timber-look aluminum dowels to both sides of artwork.	Environment dimensions (WxH): 726mm x 1182mm
ENVe_G	02	ENVIRONMENTAL PHOTOGRAPHY SCOPE	Self adhesive vinyl with Yabby/Mayayn scene in corridors in 'Narrative Ribbon' from +1150 to +2300. Timber-look aluminum dowels to both sides of artwork.	Environment dimensions (WxH): 1300mm x 1182mm
FNAa_G	01	FIRST NATION ARTWORK SCOPE	Acrovyn with custom artwork around base of staff station counter from cove to underside of countertop. Set-out dimensions around joinery TBC.	Environment dimensions (WxH): TBC
FNAc_G	02	FIRST NATION ARTWORK SCOPE	Self adhesive vinyl with custom artwork from +1150 to +2300.	Environment dimensions (WxH): TBC
FNAd_G	01	FIRST NATION ARTWORK SCOPE	Acrovyn with custom artwork in department entry from +150 to +2300. This artwork is also intended to be used in the AHLO.	Environment dimensions (WxH): 4676mm x 2262mm. Graphic overlays over a door and captures department entry, see site photos for details.
DCLa_G	03	GRAPHIC PATTERN SCOPE	Adhesive glazing film with custom decal. Articulated along top edge to +400mm from bottom of glazing.	Environment dimensions (WxH): No more than 400mm high, length as desired by the artist. However the graphic must be able to seamlessly tile horizontally as it will be applied to a decal roll.
DCLb_G	01	GRAPHIC PATTERN SCOPE	Adhesive glazing film with custom decal to full height of EAC entry doors.	Environment dimensions (WxH): 1700x2300mm. Decal will need to be cut for application between four door panels.

CODE	TYPE	COLOUR
ENV(a-z)	ENVIRONMENTAL PHOTOGRAPHY SCOPE	
FNA(a-z)	FIRST NATION ARTWORK SCOPE	
DCL(a-z)	GRAPHIC PATTERN SCOPE	
NOTES:		